


Features

- ✧ Alarming by pressing, reset by a special key
- ✧ Plug-in structure
- ✧ Designed to comply with EN 54-11

Description

VG-6653 Innovation Manual Call Point (MCP) is non-addressable. It alarms by the current caused by pressing the action plate. It can be simply connected to compatible conventional fire alarm system from various manufacturers. This MCP is suitable for public places. When there is fire, pressing the action plate on this MCP can send alarm signal to compatible conventional fire alarm control panel.



Installation

The conduit can be surface mounted or flush mounted.

Surface mounting:

First install the back box onto the wall using 4 screws, then install the base onto the back box. Connect cables to corresponding terminals as Fig.4. Hook the juts of the MCP body to the base, and then press the part below the action plate to combine them completely. Fig. 1 shows surface mounting.

Flush mounting:

Install the base onto the back box. Then combine the enclosure and base the same as surface mounting. Fig. 2 shows flush mounting.

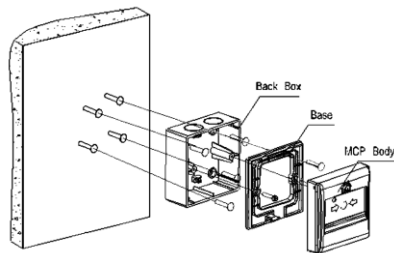


Fig. 1

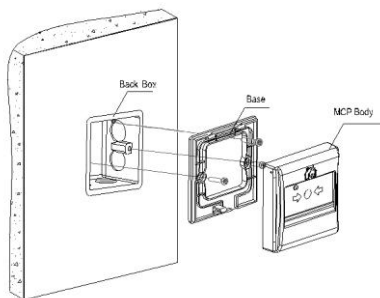


Fig. 2

Application

- ✧ Application of the MCP is shown in Fig. 3 & Fig.4

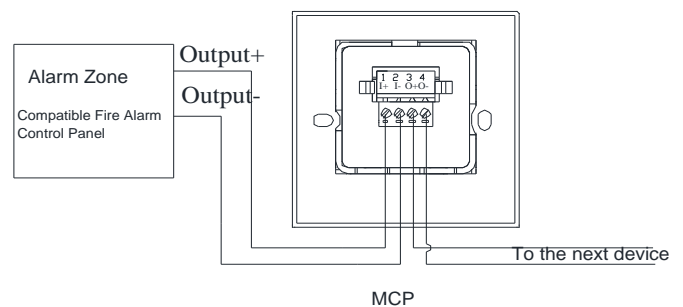


Fig. 3

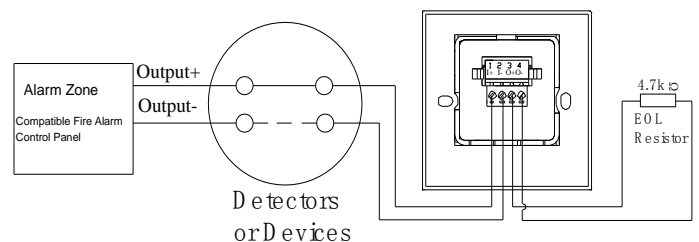


Fig.4

Note: If MCP is at end of detection zoon ,EOL

Resistor:4.7kΩ should be connected across terminals 3.O- and 4.O+.when connected with V-GREAT Control Panel series.

- ✧ Usage of the key

Vertically insert the key into the key-hole, then push it with force and turn it clockwise. Turn the key back and pull it out when the action plate is rebounded.

- ✧ Usage of the test tool

The test tool is used to keep continuity during commissioning or maintenance when MCP is not installed, so that cable test can be carried out easily and make the circuit completed.

Specification

Operating Voltage	24VDC (12VDC ~28VDC)
Standby Current	≤0.5mA
Alarm Current	≤20mA(equivalent resistance is 470Ω/1W)
Indicator	Red. Illuminates after alarming.
Type of Initiating Part	Reusable
Initiating Mode	Pressing the action plate manually
Resuming Mode	Manually resumed by a special key
Wiring	two-wire
Class	Type A, indoor use
Ingress Protection Rating	IP43
Ambient Temperature	-10℃ ~+55℃
Relative Humidity	≤95%, non-condensing
Material of Enclosure	ABS
Dimensions (L×W×H)	88mm×88mm×58mm (with back box) 88mm×88mm×23mm (without back box)
Mounting Hole Distance	60mm
Weight	About 160g (with back box) About 107g (without back box)

Limited Warranty

V-Great guarantees that the product will be free of charge for repairing or replacing from defects in design, materials and workmanship during the warranty period. This warranty doesn't cover any product that is found to have been improperly installed or used in any way not in accordance with the instructions supplied with the product. Anybody, including the agents, distributors or employees, is not in the position to amend the contents of this warranty. Please contact your local distributor for products not covered by this warranty.



Company: V-GREAT GLOBAL CORPORATION
Add.: Second Floor, Capital City, Independence Avenue,
P.O. Box 1008, Victoria, Mahe, Seychelles
Web: <http://www.vgreatglobal.com> Email: tech@vgreatglobal.com